
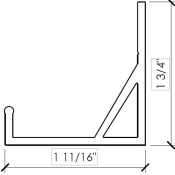

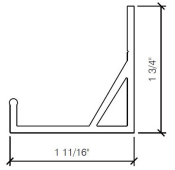

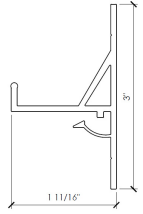

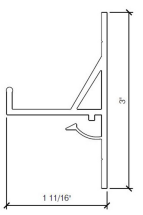

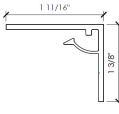

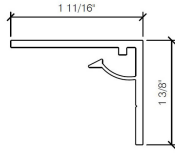

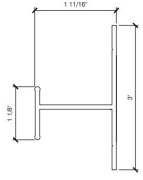

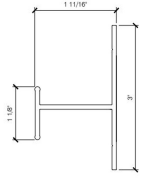

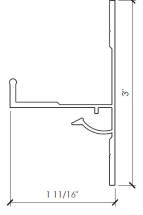

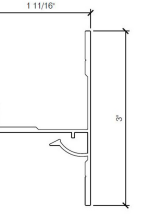

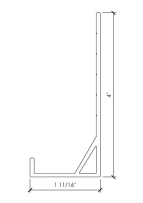

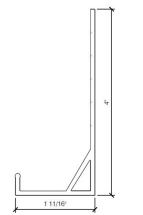

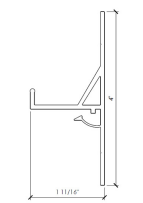

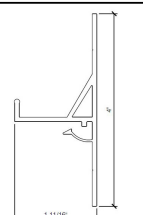





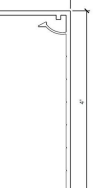

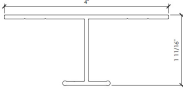



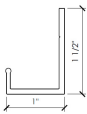

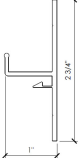

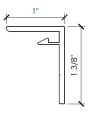
## 2020 PRODUCT CATALOG

Images	Name	PN #	Description
		001	Starter J Course Anchor (12ft in length)
		001B	Starter J Course Anchor (12ft in length) - BLACK
		002	Intermediate T Anchor (12ft in Length)
		002B	Intermediate T Anchor (12ft in Length) - BLACK
		003	Top Course J Anchor (12ft in Length)
		003B	Top Course J Anchor (12ft in Length) - BLACK
		004	Standard T Anchor (12ft in Length) Used for soffit conditions- window surrounds


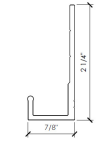

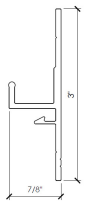

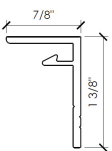







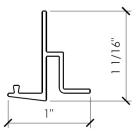
## 2020 PRODUCT CATALOG

Images	Name	PN #	Description
 NO IMAGE AVAILABLE		004B	Standard T Anchor (12ft in Length) Black - Used for soffit conditions- window surrounds
 NO IMAGE AVAILABLE		052	Moderate Intermediate T Anchor used for smaller panel sizes
 NO IMAGE AVAILABLE		052B	Moderate Intermediate T Anchor used for smaller panel sizes
 NO IMAGE AVAILABLE		101	Ext. Backplate Starter J
 NO IMAGE AVAILABLE		101B	Ext. Backplate Starter J Black
 NO IMAGE AVAILABLE		102	Ext. Backplate Intermediate T
 NO IMAGE AVAILABLE		102B	Ext. Backplate Intermediate T


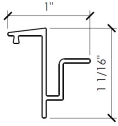

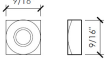

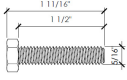



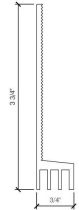



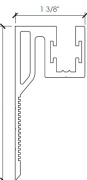
## 2020 PRODUCT CATALOG

Images	Name	PN #	Description
 NO IMAGE AVAILABLE		103	Ext. Back Plate Top J Extended Backplate Top J (12ft in Length)
 NO IMAGE AVAILABLE		103B	Ext. Back Plate Top J Black Extended Backplate Top J (12ft in Length) BLACK
 NO IMAGE AVAILABLE		104	Soffit Standard T Anchor Soffit Standard T Anchor (12ft in Length) Used for soffit conditions- window surrounds
 NO IMAGE AVAILABLE	 NO IMAGE AVAILABLE	104B	Soffit Standard T Anchor Black Soffit Standard T Anchor (12ft in Length) - BLACK - Used for soffit conditions- window surrounds
 NO IMAGE AVAILABLE		201	Interior Starter J Anchor Interior Starter J Anchor- Used to install central field panel for Thin Panel System / Priced per 12ft length
		202	Interior Intermediate T Anchor Interior Intermediate T Anchor- Used to install central field panel for Thin Panel System / Priced per 12ft length
 NO IMAGE AVAILABLE		203	Interior Top J Anchor Interior Top J Anchor- Used to install central field panel for Thin Panel System / Priced per 12ft length


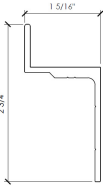

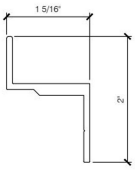

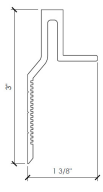

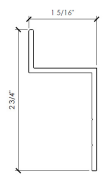






## 2020 PRODUCT CATALOG

Images		Name	PN #	Description
 NO IMAGE AVAILABLE		211	Slim Extended Starter J Anchor	Slim Extended Starter J used to install bottom course of interior stone panels or in conjunction with Fork attachments (12ft in Length)
 NO IMAGE AVAILABLE		212	Slim Extended Intermediate T Anchor	Slim Extended Intermediate T anchor used to install middle course Interior stone panels (12ft Lengths)
 NO IMAGE AVAILABLE		213	Slim Extended Top J Anchor	Slim Extended Top J anchor used to install middle course Interior stone panels (12ft Lengths)
 NO IMAGE AVAILABLE	 NO IMAGE AVAILABLE	301	Thin Panel System Starter J	Thin Panel Starter J - Used to install bottom courses for Thin Panel System / Priced per 12ft length
 NO IMAGE AVAILABLE	 NO IMAGE AVAILABLE	302	Thin Panel System Intermediate T	Thin Panel Intermediate T- Used to install central field panel for Thin Panel System / Priced per 12ft length
 NO IMAGE AVAILABLE	 NO IMAGE AVAILABLE	303	Thin Panel System Top J Anchor	Thin Panel Top J - Used to attach top course panel for Thin Panel System / priced per 12ft length
		305	Planx Saddle Clip	PLANX Saddle Clip to be adhered to back of panel- continuous top and bottom (Priced per ft)




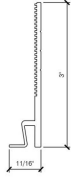

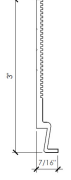








## 2020 PRODUCT CATALOG

Images	Name	PN #	Description
 NO IMAGE AVAILABLE		306	Planx Rebated Saddle Clip Rebated PLANX Saddle Clip Adhered to back of panel- continuous top and bottom / Used at Top of walls and Deflection Joints (Priced per ft)
		322	Nut - Pitch Adjustment Pitch Adjustment Nut - 5/16in / Used with Ultra Anchor System
		323	Bolt - Pitch Adjustment - LONG Pitch Adjustment Bolt 5/16-18x1-1/2 / used with Ultra Anchor
 NO IMAGE AVAILABLE	 NO IMAGE AVAILABLE	324	Bolt - Pitch Adjustment Pitch Adjustment Bolt 5/16-18x1-1/8 / Socket Head / used with Ultra Anchor
		350	Undercut System Fork Undercut System Fork - Attached to back of panel / Used with Locking Plate / priced and delivered per 12ft length
		355	Undercut System Locking Plate Undercut System Locking Plate - Attached to back of panel / Used with Undercut Fork / Priced per 3in piece
		500	Deadload Panel Anchor Ultra Deadload Panel Anchor - Priced and delivered in 12ft lengths












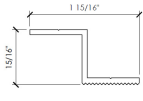

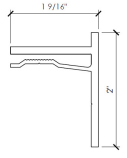
## 2020 PRODUCT CATALOG

Images		Name	PN #	Description
		501	Deadload Substrate Anchor	Ultra Deadload Substrate Anchor - (12 ft in Length) pre-punched slots are for alignment use only, not for structural attachment
		501B	Deadload Substrate Anchor	Ultra Deadload Substrate Anchor - (12 ft in Length) / BLACK
		502	Windload Panel Anchor	Ultra Windload Panel Anchor - Priced and delivered in 12ft lengths
		503	Windload Substrate Anchor	Ultra Windload Substrate Anchor - (12 ft in Length)
		503B	Windload Substrate Anchor	Ultra Windload Substrate Anchor - (12 ft in Length) / BLACK
		505A	Ultra Locking Plate 8mm	Ultra Locking Plate - used with Ultra Deadload Panel Anchor - priced per 3in piece / Used with Fischer M8 anchor / 21/64in hole pre-drilled
		505B	Ultra Locking Plate 6mm	Ultra Locking Plate - used with Ultra Deadload Panel Anchor - priced per 3in piece / Used with Fischer M6 anchor or KEIL anchor / 1/4in hole pre-drilled

## 2020 PRODUCT CATALOG


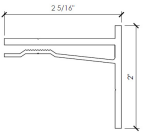

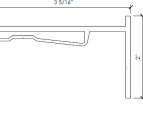

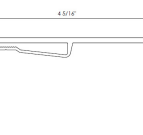



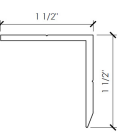

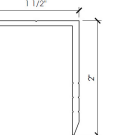

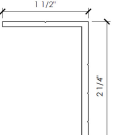
Images		Name	PN #	Description
 NO IMAGE AVAILABLE	 NO IMAGE AVAILABLE	540	Corner Return Angle	Corner Return Angle Attachment / Priced and delivered in 12ft lengths
		550	Rotational Undercut Anchor	Rotational Undercut Anchor - priced and delivered per 12ft length / used to attach to back of stone using undercut anchor bolt
 NO IMAGE AVAILABLE		560	Mechanical Kerf Anchor	Mechanical Kerf Anchor - priced and delivered per 12ft length / used to attach to back of stone using undercut anchor bolt
 NO IMAGE AVAILABLE	 NO IMAGE AVAILABLE	565A	Kerf Locking Plate / 8mm hole	Kerf Locking Plate - used with Rotational Undercut Kerf Anchor - priced per 3in piece / Used with Fischer M8 anchor / 21/64in hole pre-drilled
 NO IMAGE AVAILABLE	 NO IMAGE AVAILABLE	565B	Kerf Locking Plate / 6mm hole	Kerf Locking Plate - used with Rotational Undercut Kerf Anchor - priced per 3in piece / Used with Fischer M6 anchor or KEIL anchor / 1/4 in hole pre-drilled
 NO IMAGE AVAILABLE	 NO IMAGE AVAILABLE	570	Ultra XL Deadload Support Anchor	Ultra XL Deadload Support Anchor - (provided in 4in pieces with square punch) / Mill Finish
 NO IMAGE AVAILABLE	 NO IMAGE AVAILABLE	571	Ultra XL Windload Panel Anchor	Ultra XL Windload Panel Anchor - (provided in 4in pieces with square punch) / Mill Finish

## 2020 PRODUCT CATALOG


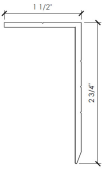











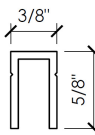
Images		Name	PN #	Description
 NO IMAGE AVAILABLE	 NO IMAGE AVAILABLE	571A	Wall Anchor	Ultra XL Wall Anchor - (12 ft in Length) / Mill Finish ULTRA XL - To install large panels of Natural Stone most likely 2" thick - 4" thicknesses (Designed for use with Keil, Fischer, and others)
 NO IMAGE AVAILABLE	 NO IMAGE AVAILABLE	575B	Ultra 3.0 Locking Plate	Ultra 3.0 Locking Plate - used with Ultra Deadload Support Anchor - priced per 3in piece / Used with 1/4in T-31 anchor / 9/32in hole pre-drilled
 NO IMAGE AVAILABLE	 NO IMAGE AVAILABLE	580	ULTRA L DL Panel Anchor	4" pcs fabricated and assembled. ULTRA L - To install large format panels of Dekton, Porcelain tile, and other thin USC type materials ranging from 6mm - 12mm thicknesses. (Designed for use with Fischer and T-31)
 NO IMAGE AVAILABLE	 NO IMAGE AVAILABLE	581-A	WL Panel Anchor	4" pcs fabricated squares included. ULTRA L - To install large format panels of Dekton, Porcelain tile, and other thin USC type materials ranging from 6mm - 12mm thicknesses. (Designed for use with Fischer and T-31)
 NO IMAGE AVAILABLE	 NO IMAGE AVAILABLE	581A	ULTRA L Wall Anchor	12ft continuous pcs (no modifications required). ULTRA L - To install large format panels of Dekton, Porcelain tile, and other thin USC type materials ranging from 6mm - 12mm thicknesses. (Designed for use with Fischer and T-31)
		A101	1in Depth Vertical Mullion	1in Depth Vertical Mullions - Attached Vertically with Discrete Z-Girts / Priced per 12ft section
 NO IMAGE AVAILABLE		A202	2in Adjustable Discrete Girt	2in Adjustable Discrete Girt - Used with Adjustable Vertical Mullions - Priced per 4.375in length piece




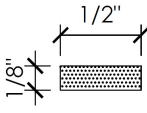

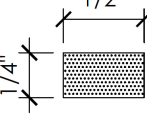



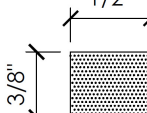



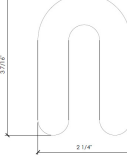


## 2020 PRODUCT CATALOG

Images		Name	PN #	Description
 NO IMAGE AVAILABLE		A203	3in Adjustable Discrete Girt	3in Adjustable Discrete Girt - Used with Adjustable Vertical Mullions - Priced per 4.375in length piece
 NO IMAGE AVAILABLE		A204	4in Adjustable Discrete Girt	4in Adjustable Discrete Girt - Used with Adjustable Vertical Mullions - Priced per 4.375 inch length piece
 NO IMAGE AVAILABLE		A205	5in Adjustable Discrete Girt	5in Adjustable Discrete Girt - Used with Adjustable Vertical Mullions - Priced per 4.375in length piece
 NO IMAGE AVAILABLE	 NO IMAGE AVAILABLE	A206	6in Adjustable Discrete Girt	5in Adjustable Discrete Girt - Used with Adjustable Vertical Mullions - Priced per 4.375in length piece
 NO IMAGE AVAILABLE		A211	1-1/2in Adj Vertical Mullion	1-1/2in Adjustable Vertical Mullions - Attached Vertically - Used with Adjustable Discrete Girt - Priced per 12ft length
 NO IMAGE AVAILABLE		A212	2in Adjustable Vertical Mullion	2in Adjustable Vertical Mullion - Attached Vertically - Used with Adjustable Discrete Girt - Priced per 12ft length
 NO IMAGE AVAILABLE		A214	2.25in Adj Vertical Mullion	2.25in Adjustable Vertical Mullion - Attached Vertically - Used with Adjustable Discrete Girt - Priced per 12ft length


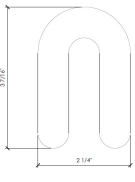






## 2020 PRODUCT CATALOG

Images		Name	PN #	Description
 NO IMAGE AVAILABLE		A215	2.75in Adj Vertical Mullion	2.75in Adjustable Vertical Mullion - Attached Vertically - Used with Adjustable Discrete Girt - Priced per 12ft length
 NO IMAGE AVAILABLE		A216	3in Adj Vertical Mullion	3in Adjustable Vertical Mullion - Attached Vertically - Used with Adjustable Discrete Girt - Priced per 12ft length
 NO IMAGE AVAILABLE	 NO IMAGE AVAILABLE	A217	3.5in Adj Vertical Mullion	3.5in Adj Vertical Mullion- Used with Adjustable Vertical Mullions - Priced per 4.375in length piece
 NO IMAGE AVAILABLE	 NO IMAGE AVAILABLE	A218	4in Adj Vertical Mullion	4in Adjustable Vertical Mullion - Attached Vertically - Used with Adjustable Discrete Girt - Priced per 12ft length
 NO IMAGE AVAILABLE	 NO IMAGE AVAILABLE	A220	5in Adj Vertical Mullion	5in Adjustable Vertical Mullion - Attached Vertically - Used with Adjustable Discrete Girt - Priced per 12ft length
 NO IMAGE AVAILABLE		B110	Intermediate Support Fork Anch	Intermediate Support Fork attached to the back of the stone and substrate to create Intermediate support when installing larger panels. Priced per 12ft length.
 NO IMAGE AVAILABLE		B200	Closure Bar	Closure Bar - Connects Intermediate Support Forks for large panels / 12ft lengths




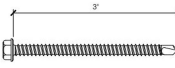





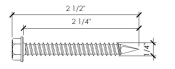

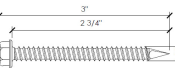

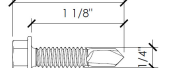
## 2020 PRODUCT CATALOG

Images	Name	PN #	Description
 NO IMAGE AVAILABLE		C001	Self Adhesive Foam Tape 1/8in 100 ft length (Used with 1/4in L-Brackets)
 NO IMAGE AVAILABLE		C002	Self Adhesive Foam Tape 1/4in 50 ft length (Used with L-Brackets)
 NO IMAGE AVAILABLE	 NO IMAGE AVAILABLE	C003	Self Adhesive Foam Tape 1/2in 25 ft length (Used with L-Brackets)
 NO IMAGE AVAILABLE		C004	Self Adhesive Foam Tape 3/8in 25 ft length (Used with L-Brackets)
 NO IMAGE AVAILABLE		C100	Shims 1/16in X 3.5in High Impact Horse Shoe Shims 1/16 X 3.5in (1000 count)
 NO IMAGE AVAILABLE		C101	Shims 1/8in X 3.5in High Impact Horse Shoe Shims 1/8 X 3.5in (1000 count)
 NO IMAGE AVAILABLE		C102	Shims 1/4in X 3.5in High Impact Horse Shoe Shims 1/4 X 3.5in (1000 count)


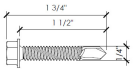

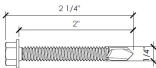







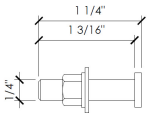

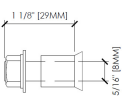
## 2020 PRODUCT CATALOG

Images	Name	PN #	Description
 	C103	Shims 1/2in X 3.5in	High Impact Horse Shoe Shims 1/2 X 3.5in (500 count)
	C104	Shims 1/32in X 3in	High Impact Horse Shoe Shims 1/32 X 3in (1,000 count)
	C200	3/8in Open Cell Backer Rod	3/8in Open Cell Backer Rod 750 ft length (Used in 3/8in Horizontal Joints / Used in all 1/4in Joints)
	C201	5/8in Open Cell Backer Rod	5/8in Open Cell Backer Rod 500 ft length (Used in 3/8in Vertical Joints Only)
	C300	Thermal Isolating Washer	Thermal Isolating Washer - High Grade / UV Resistant / Flame Retardant - Used with Ashrae Girt System
	C311	Thermal Isolating Back-Plate	Thermal Isolating Back-Plate - High Grade / UV Resistant / Flame Retadant - Used with Ashrae Girt System / priced per 4.375in piece
	F003	#12 1-1/2in Hex Head	#12 Hex Head 1-1/2in Gridworx Fastener for Steel Stud (1000) *PURCHASE REQUIRED






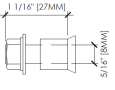








## 2020 PRODUCT CATALOG

Images		Name	PN #	Description
 NO IMAGE AVAILABLE	 NO IMAGE AVAILABLE	F004	# 12 2in Hex head	# 12 - 2in Hex head Fastener / 500 Count (Used to attach Gridworx or Z-Channel to Steel Stud) *PURCHASE REQUIRED FOR GRIDWORX SYSTEM*
 NO IMAGE AVAILABLE		F005	#12 3in Hex Head - Stalguard	# 12 - 3in Hex head Gridworx Fastener for Steel Stud- 500 Count *PURCHASE REQUIRED FOR GRIDWORX SYSTEM*
 NO IMAGE AVAILABLE	 NO IMAGE AVAILABLE	F104	Elco Aggre-gato r 1/4x 2-1/4in	Gridworx 1/4in x 2-1/4in Hex-head Masonry Fastener - (500 per box) (Used to attach Gridworx to CMU or Concrete)*PURCHASE REQUIRED FOR GRIDWORX SYSTEM*
 NO IMAGE AVAILABLE	 NO IMAGE AVAILABLE	F105	Elco Aggre-gato r 1/4x 2-3/4	Gridworx 1/4in x 2-3/4in Hex-head Masonry Fastener - (500 per box) *PURCHASE REQUIRED FOR GRIDWORX SYSTEM*
 NO IMAGE AVAILABLE		F114	2-3/4in KwikCon II SS Fastener	1/4 x 2-3/4in Kwik Con II Fastener (500 per box) (Used to attach Gridworx to CMU or Concrete)*PURCHASE REQUIRED FOR GRIDWORX SYSTEM*
 NO IMAGE AVAILABLE		F115	2 3/4in Conflex Fastener	1/4in x 2 3/4in HWH Conflex Stagard Fastener (500 per box) *PURCHASE REQUIRED FOR GRIDWORX SYSTEM
 NO IMAGE AVAILABLE		F201	1 1/8in Fastener	1/4in - 20 x 1 1/8in Drillflex Stalguard priced per 1000 Used to attach Vertical Mullion to Z-Girt for Ashrae System *PURCHASE REQUIRED FOR GRIDWORX SYSTEM















## 2020 PRODUCT CATALOG

Images		Name	PN #	Description
 NO IMAGE AVAILABLE		F203	1/4-20 x 1.5in Drill Flex	1/4 - 20 x 1.5in Steel Stud Fastener (used to attach Gridworx to steel stud or z-channel) (1000 per box) *PURCHASE REQUIRED FOR GRIDWORX SYSTEM
 NO IMAGE AVAILABLE		F204	1/4-20 x 2in Drill Flex	1/4 - 20 x 2in HWH Drill Flex Stalgard (500 per box) *PURCHASE REQUIRED FOR GRIDWORX SYSTEM
 NO IMAGE AVAILABLE		F205	1/4-20 x 2.5in Drill Flex	1/4 - 20 x 2.5in HWH Drill Flex Stalgard (500 per box) *PURCHASE REQUIRED FOR GRIDWORX SYSTEM
 NO IMAGE AVAILABLE	 NO IMAGE AVAILABLE	F206	1/4-20 x 3-3/8in Drill Flex	1/4 - 20 x 3-3/8in HWH Drill Flex Stalgard (500 per box) *PURCHASE REQUIRED FOR GRIDWORX SYSTEM
 NO IMAGE AVAILABLE	 NO IMAGE AVAILABLE	F300	T-31 Anchor 3/16in	T-31 (3/16in x 1.5in) - used to attach 3-Prong Intermediate Support to back of stone panel creating lateral support. (100 pcs)
 NO IMAGE AVAILABLE		F301	T-31 Anchor 1/4in	T-31 (1/4in x 1.5in) - used to attach 3-Prong Intermediate Support to back of stone panel creating lateral support. (100 pcs)
 NO IMAGE AVAILABLE		F302	Fischer Undercut Anchor 30mm	Fischer Undercut Anchor 30mm - used to attach 3-Prong Intermediate Support to back of stone panel creating lateral support. Used with M8 nut (#512140)

## 2020 PRODUCT CATALOG






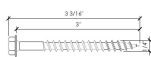







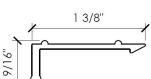
Images		Name	PN #	Description
 NO IMAGE AVAILABLE	 NO IMAGE AVAILABLE	F303	Fischer Undercut Anchor 20mm	Fischer Undercut Anchor 20mm - used to attach 3-Prong Intermediate Support to back of stone panel creating lateral support. Used with M6 nut (#512133)
 NO IMAGE AVAILABLE	 NO IMAGE AVAILABLE	F304	Fischer Anchor 20mm ULTRA	Fischer Undercut Anchor 20mm - used to attach 3-Prong Intermediate Support to back of stone panel creating lateral support. Used with skinny M6 nut (#512131)
 NO IMAGE AVAILABLE		F305	Fischer Undercut Anchor 20mm	Fischer Undercut Anchor 20mm - used to attach 3-Prong Intermediate Support to back of stone panel creating lateral support. Used with M8 nut (#512137)
 NO IMAGE AVAILABLE	 NO IMAGE AVAILABLE	F306	Fischer Undercut Anchor 20mm	Fischer Undercut Anchor 20mm - used to attach 3-Prong Intermediate Support to back of stone panel creating lateral support. Used with M8 nut (#512138)
 NO IMAGE AVAILABLE	 NO IMAGE AVAILABLE	F307	Fischer Undercut Anchor 30mm	Fischer Undercut Anchor 30mm - used to attach to back of stone panel creating lateral support. Used with M8 nut (#512143)
 NO IMAGE AVAILABLE	 NO IMAGE AVAILABLE	F312	Fischer Undercut 12mm M8i	Fischer Undercut Anchor 12mm - M8-i (#539 478)
 NO IMAGE AVAILABLE	 NO IMAGE AVAILABLE	F315	Fischer Undercut 12mm M8i	Fischer Undercut Anchor 15mm - M8-i (#539 479)

## 2020 PRODUCT CATALOG




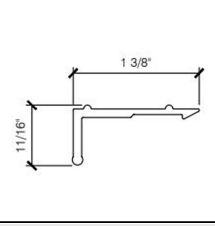



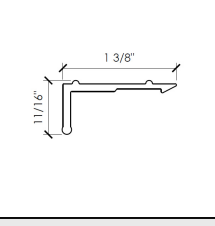






Images		Name	PN #	Description
 NO IMAGE AVAILABLE	 NO IMAGE AVAILABLE	F350	KEIL 7mm Undercut Anchor Bolt	KEIL 7mm Undercut Anchor/ 25mm Grub Bolt/ M6 nut used to attached Fork and Locking Plate to back of panel
 NO IMAGE AVAILABLE	 NO IMAGE AVAILABLE	F351	KEIL 7mm Undercut Anchor/Bolt	KEIL 7mm Undercut Anchor/13mm Bolt used to attached Fork and Locking Plate to back of 12mm panel
 NO IMAGE AVAILABLE		F352	KEIL 12mm Undercut AnchorBolt	KEIL 8.5mm Undercut Anchor/14.5mm Bolt used to attached Fork and Locking Plate to back of 12mm panel with mesh
 NO IMAGE AVAILABLE	 NO IMAGE AVAILABLE	F353	KEIL 20mm Undercut AnchorBolt	KEIL 15mm Undercut Anchor/20.5mm Bolt used to attached Fork and Locking Plate to back of 20mm panel
 NO IMAGE AVAILABLE	 NO IMAGE AVAILABLE	F354	KEIL5.5mm Undercut Anchor/Bolt	KEIL 5.5mm Undercut Anchor/11.5mm Bolt used to attached Fork and Locking Plate to back of panel
 NO IMAGE AVAILABLE	 NO IMAGE AVAILABLE	F355	KEIL5.5mm Undercut Anchor/10mm Bolt	KEIL 5.5mm Undercut Anchor/10mm Bolt used to attached Fork and Locking Plate to back of panel
 NO IMAGE AVAILABLE	 NO IMAGE AVAILABLE	F403	1/4-14 x 1.5in Drill Flex	1/4 - 14 x 1.5in Steel Stud Fastener (used to attach Gridworx to steel stud or z-channel) priced per 1000 = 1 box








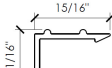

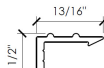






## 2020 PRODUCT CATALOG

Images		Name	PN #	Description
 NO IMAGE AVAILABLE	 NO IMAGE AVAILABLE	F503	#12 - 1 1/2in Wood Screw	# 12 - 1 1/2in Hex head stainless steel 500 Count (Used to attach Gridworx to Wood Stud)
 NO IMAGE AVAILABLE	 NO IMAGE AVAILABLE	F504	#12 2in Stainless - Wood Stud	# 12 - 2in Hex head stainless steel 500 Count (Used to attach Gridworx to Wood Stud)
 NO IMAGE AVAILABLE		F505	1/4in x 3in Wood Stud Screw	1/4in x 3in Wood Lag Bolt - (500 per box)
 NO IMAGE AVAILABLE	 NO IMAGE AVAILABLE	F507	1/4in x 3in T-Star Wood Screw	1/4in x 3in T-Star Wood Lag Bolt - (500 per box)
 NO IMAGE AVAILABLE	 NO IMAGE AVAILABLE	FM6	Set Adapter for Fischer M6	Set Adapter for Fischer M6
 NO IMAGE AVAILABLE	 NO IMAGE AVAILABLE	FM8	Set Adapter for Fischer M8	Set Adapter for Fischer M8
		L001	Standard L Bracket 1/4in Joint	1/4in Joint L-Brackets - used with 1/4in Foam Tape / Provided and Priced per 6in piece


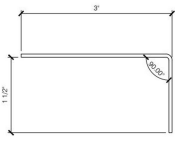












## 2020 PRODUCT CATALOG

Images		Name	PN #	Description
		L001B	Standard L Bracket 1/4in BLACK	1/4in Joint L-Brackets (BLACK/PLANX) - used with 1/4in Foam Tape / Provided in 12 ft lengths / Priced per foot
		L002	Standard L Bracket 3/8in .4	3/8in Joint L-Bracket - Used with 3/8in Foam Tape. (.4) Provided and Priced per 6in piece
		L002B	L Bracket 3/8in Black	3/8in Joint L-Bracket - Used with 3/8in Foam Tape. (.4) Provided in 12ft lengths / priced per ft / anodized BLACK
		L003	Standard L Bracket 3/8in .5	3/8in Joint L-Bracket - Used with 3/8in Foam Tape. (.5) Provided and Priced per 6in piece
		L003B	L Bracket 3/8in .5 BLACK	3/8in Joint L-Bracket BLACK - Used with 3/8in Foam Tape. (.5) Provided in 12ft lengths / priced per ft / anodized BLACK
		L004	Standard L Bracket 1/2in Joint	1/2in Joint L-Brackets - used with 1/2in Foam Tape / Provided and Priced per 6in piece
		L103B	OPEN L Bracket 3/8in .5 BLACK	3/8in .5 Open Joint L-Bracket anodized BLACK provided in 12ft lengths - Priced per foot for use with rainscreen or open joint installation















## 2020 PRODUCT CATALOG

Images		Name	PN #	Description
 NO IMAGE AVAILABLE	 NO IMAGE AVAILABLE	L107	L Bracket OPEN JOINT 3/4 inch	3/4in Joint L-Bracket Open Joint provided in 12ft lengths - Priced per foot for use with rainscreen or open joint installation
	 15/16" 1/2"	L201	Interior L-Bracket 1/4in Joint	Interior 1/4in L-Bracket used for interior system - Provided and Priced per 6in piece
	 15/16" 11/16"	L202	Interior L-Bracket 3/8in Joint	Interior 3/8in Joint L-Bracket used for interior system / Provided and Priced per 6in piece
 NO IMAGE AVAILABLE	 13/16" 1/2"	L211	Slim L Bracket 1/4in Joint	Slim 1/4in Joint L-Brackets - used with Foam Tape / Provided and Priced per 6in piece
	 NO IMAGE AVAILABLE	L300	Thin Panel 1/4in L-Bracket	Thin Panel 1/4in L-Bracket - Placed in top Forks for Thin Panel System / Anodized Black / Priced per foot
 NO IMAGE AVAILABLE	 NO IMAGE AVAILABLE	L302	Thin Panel 3/8in L-Bracket	Thin Panel 3/8in L-Bracket - for Thin Panel System / Anodized Black / Priced per foot
 NO IMAGE AVAILABLE	 NO IMAGE AVAILABLE	L502	Corner L Bracket - Black 3/8in	Corner L Bracket - Black 3/8in














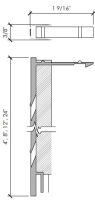
## 2020 PRODUCT CATALOG

Images		Name	PN #	Description
 NO IMAGE AVAILABLE		LA1.5X3A	1 1/2in x 3in L Angle Aluminum	L Angle Aluminum (1 1/2in x 3in) used at the soffit locations- over doorways or windows to provide surface to attach Gridworx/1.5 punch
 NO IMAGE AVAILABLE	 NO IMAGE AVAILABLE	LA2X1	2in x 1in L Angle	Fascia/Soffit Transition/ 2in x 1in angle/5052 H-32 aluminum/min thickness 1/8in/12ft lengths
 NO IMAGE AVAILABLE	 NO IMAGE AVAILABLE	LA2X2	2in x 2in L Angle	Fascia/Soffit Transition/ 2in x 2in angle/6000 series extruded aluminum/min thickness 1/8in/ 12ft lengths
 NO IMAGE AVAILABLE	 NO IMAGE AVAILABLE	LA2X3	2in x 3in L Angle	Fascia/Soffit Transition/ 2in x 3in angle/ 16 gauge galvanized with G90 coating / 12ft lengths
 NO IMAGE AVAILABLE	 NO IMAGE AVAILABLE	LA2X4	2in X 4in L Angle	Fascia/Soffit Transition/ 2in x 4in angle/ 16 gauge galvanized with G90 coating / 12ft lengths
 NO IMAGE AVAILABLE		LA2X5A	2in x 5in L Angle Aluminum	Fascia/Soffit Transition/ 2in x 5in angle/6000 series extruded aluminum/min thickness 1/8in/ 12ft lengths
 NO IMAGE AVAILABLE		LA2X6	2in x 6in L Angle	2in x 6in 12 gage Anodized Aluminum L-Angle/ 3003 H-14/ 12ft lengths




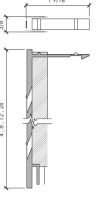

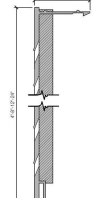

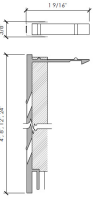



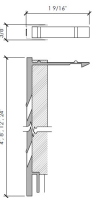


## 2020 PRODUCT CATALOG

Images		Name	PN #	Description
 NO IMAGE AVAILABLE	 NO IMAGE AVAILABLE	LA3X3	3in x 3in L Angle	16 Gage L- Angle (3in x 3in) used at the soffit locations- over doorways or windows to provide surface to attach Gridworx
 NO IMAGE AVAILABLE	 NO IMAGE AVAILABLE	LA4x6A	4"x6" Aluminum Angle	4" x 6" Aluminum Angle/12ga Clear Anodized/3003-H14/12' Lengths
 NO IMAGE AVAILABLE	 NO IMAGE AVAILABLE	LS100	Strap Steel	Strap Steel
 NO IMAGE AVAILABLE	 NO IMAGE AVAILABLE	S100	Silicon 10 oz	Dow 790 10 oz. Tube of Silicone used in kerf before L-Bracket is inserted. (Color TBD)
 NO IMAGE AVAILABLE	 NO IMAGE AVAILABLE	S200	Silicone 20oz TBD	Dow 790 Silicone used in the Kerf before L-Bracket is inserted to seal joints between stone panels and other elements. COLOR TBD (Pecora or Dow 756 is addt'l)
 NO IMAGE AVAILABLE	 NO IMAGE AVAILABLE	S200-Joints	S200-Joints	Dow 790 Silicone 20oz used in the JOINTS - COLOR TBD (Pecora or Dow 756 is addt'l)
 NO IMAGE AVAILABLE	 NO IMAGE AVAILABLE	S200-Kerf	S200-Kerf	Dow 790 Silicone 20oz used in the KERF - COLOR TBD (Pecora or Dow 756 is addt'l)**PURCHASE REQUIRED FOR GRIDWORX SYSTEM WARRANTY















## 2020 PRODUCT CATALOG

Images		Name	PN #	Description
 NO IMAGE AVAILABLE	 NO IMAGE AVAILABLE	S400	GridLoc Glue	GridLoc Adhesive used to assemble the Planx Clip to the back of the Planx Panel-continuously on both Top and Bottom of Panel / Priced per 28 oz Tube
 NO IMAGE AVAILABLE	 NO IMAGE AVAILABLE	SAW12	Saw Blades 12 inch	12in x 1in x 80-Tooth Aluminum Cutting Saw Blade
 NO IMAGE AVAILABLE	 NO IMAGE AVAILABLE	SG100	Silicon Gun for Tubes	Silicone Gun for 10 Oz. Tubes
 NO IMAGE AVAILABLE	 NO IMAGE AVAILABLE	SG200	Silicone Gun for Sausage Pack	Silicone Gun for 20 Oz. Sausages
 NO IMAGE AVAILABLE	 NO IMAGE AVAILABLE	SG400	Silicone Gun for GridLoc Glue	Silicone Gun for GridLoc Adhesive tubes
 NO IMAGE AVAILABLE	 NO IMAGE AVAILABLE	SG401	Cordless Gun for GridLoc Glue	Cordless Silicone gun for GridLoc Adhesive tubes
 NO IMAGE AVAILABLE		V001	4in VWB Black	4in Vertical Water Blocker used in head joints for Pressure Equalized Rain-Screen System (4in Vertical panels) BLACK

## 2020 PRODUCT CATALOG















Images		Name	PN #	Description
		V001A	4in VWB Beige	4in Vertical Water Blocker used in head joints for Pressure Equalized Rain-Screen System (4in Vertical panels) BEIGE
		V002	8in VWB BLACK	8in Vertical Water Blocker used in head joints for Pressure Equalized Rain-Screen System (8in Vertical panels) BLACK
		V002A	8in VWB Beige	8in Vertical Water Blocker used in head joints for Pressure Equalized Rain-Screen System (8in Vertical panels) BEIGE
		V003	12in VWB BLACK	12in Vertical Water Blocker used in head joints for Pressure Equalized Rain-Screen System (12in Vertical panels) BLACK
		V003A	12in VWB Beige	12in Vertical Water Blocker used in head joints for Pressure Equalized Rain-Screen System (12in Vertical panels) BEIGE
		V004	24in VWB BLACK	24in Vertical Water Blocker used in head joints for Pressure Equalized Rain-Screen System (24in Vertical panels) BLACK
		WV001	Weep Vents WHITE	Weep Vents used every 2ft along the Starter J Channel to help channel water out of the wall cavity. (50 pcs.) WHITE

## 2020 PRODUCT CATALOG















Images		Name	PN #	Description
 NO IMAGE AVAILABLE	 NO IMAGE AVAILABLE	WV002	Weep Vents TAN	Weep Vents used every 2ft along the Starter J Channel to help channel water out of the wall cavity. (50 pcs.) TAN
 NO IMAGE AVAILABLE	 NO IMAGE AVAILABLE	WV003	Weep Vents GREY	Weep Vents used every 2ft along the Starter J Channel to help channel water out of the wall cavity. (50 pcs.) GREY
 NO IMAGE AVAILABLE	 NO IMAGE AVAILABLE	X1	Quote on Drawing	Quote is based on architectural drawings dated
 NO IMAGE AVAILABLE	 NO IMAGE AVAILABLE	X10	Other Stone Engineering	THERE WILL BE AN ADDITIONAL \$1.00 PSF CHARGE TO ENGINEER STONE PROVIDED BY OTHERS THAN GRIDWORX.
 NO IMAGE AVAILABLE	 NO IMAGE AVAILABLE	X11	Stone setting drawings	Shop Drawings quote includes: Stone setting drawings and plans with corresponding connection details and work prints
 NO IMAGE AVAILABLE	 NO IMAGE AVAILABLE	X12	6 wk lead time	6 week lead time for 1st submittal - subject to change depending on workload at receipt of PO/ 1-2 week lead time for addtl shop drawing submittals
 NO IMAGE AVAILABLE	 NO IMAGE AVAILABLE	X13	2 wk lead time	2 wk lead time for stone fabrication tickets once shop drawings are approved/Price is based on fabrication tickets based on typical panel sizes & modifications
















## 2020 PRODUCT CATALOG

Images		Name	PN #	Description
 NO IMAGE AVAILABLE	 NO IMAGE AVAILABLE	X14	in-field fabrication	Panel lengths and certain panel modifications will require in-field fabrication. Please include this labor and potential stone waste in your Quote.
 NO IMAGE AVAILABLE	 NO IMAGE AVAILABLE	X15	Simplified shop drawing	Shop drawing quote does not include: Field measurements, changes to size or scope of cladding, cut to fit fabrication tickets
 NO IMAGE AVAILABLE	 NO IMAGE AVAILABLE	X16	Need separate quote	A request for any above items will require a separate quote and change order.
 NO IMAGE AVAILABLE	 NO IMAGE AVAILABLE	X17	State Sales Tax Reseller Cert	Following the Supreme Court's decision in South Dakota vs Wayfair, we have been advised by counsel of our requirement to acquire a State Sales Tax Reseller Cert
 NO IMAGE AVAILABLE	 NO IMAGE AVAILABLE	X18	Appropriate amount of Sales Tax for the project	from the purchaser of our products. Without this form, Gridworx will be required to collect an appropriate amount of Sales Tax for the project.
 NO IMAGE AVAILABLE	 NO IMAGE AVAILABLE	X19	Resale Certificate	Please provide a copy of your Resale Certificate with your Purchase Order. Thank you for your business!
 NO IMAGE AVAILABLE	 NO IMAGE AVAILABLE	X2	Installation components	Quote includes Gridworx Channels- installation components- freight.












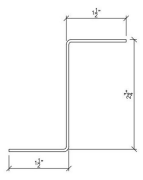

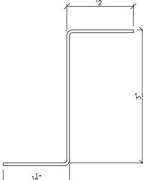
## 2020 PRODUCT CATALOG

Images		Name	PN #	Description
 NO IMAGE AVAILABLE	 NO IMAGE AVAILABLE	X20	Z-Channel	***Subject to change depending on Engineering Review***
 NO IMAGE AVAILABLE	 NO IMAGE AVAILABLE	X21	ASHRAE ENGINEE RING	***Subject to change depending on Engineering Review***
 NO IMAGE AVAILABLE	 NO IMAGE AVAILABLE	X22	Dual Substrate	***Subject to change depending on Engineering Review***
 NO IMAGE AVAILABLE	 NO IMAGE AVAILABLE	X23	Soffits	***Subject to change depending on Engineering Review***
 NO IMAGE AVAILABLE	 NO IMAGE AVAILABLE	X24	Coping (anchored)	***Subject to change depending on Engineering Review***
 NO IMAGE AVAILABLE	 NO IMAGE AVAILABLE	X25	Countersin k / T-31	***Subject to change depending on Engineering Review***
 NO IMAGE AVAILABLE	 NO IMAGE AVAILABLE	X26	Stamped Calcs	***Subject to change depending on Engineering Review***











## 2020 PRODUCT CATALOG

Images		Name	PN #	Description
 NO IMAGE AVAILABLE	 NO IMAGE AVAILABLE	X27	Stamped Drawings	***Subject to change depending on Engineering Review***
 NO IMAGE AVAILABLE	 NO IMAGE AVAILABLE	X28	Canadian Stamp	***Subject to change depending on Engineering Review***
 NO IMAGE AVAILABLE	 NO IMAGE AVAILABLE	X29	Thermal Analysis	***Subject to change depending on Engineering Review***
 NO IMAGE AVAILABLE	 NO IMAGE AVAILABLE	X3	No exterior insulation materials	Quote does not include exterior insulation-flashing materials or water-proofing materials.
 NO IMAGE AVAILABLE	 NO IMAGE AVAILABLE	X4	Subject to engineering review	Materials and quantities included within this quote are subject to change based on final engineering review.
 NO IMAGE AVAILABLE	 NO IMAGE AVAILABLE	X5	No State Sales Tax	This quote DOES NOT include State Sales Tax.
 NO IMAGE AVAILABLE	 NO IMAGE AVAILABLE	X6	Install sq. ft. of stone	This quote includes enough grid material to install sq. ft. of stone.

## 2020 PRODUCT CATALOG

Images		Name	PN #	Description
 NO IMAGE AVAILABLE	 NO IMAGE AVAILABLE	X7	After approved shop drawings and engineering	Lead Time of GRID material is TBD after approved shop drawings and engineering (or from PO). Custom extrusions do not have a guaranteed time.
 NO IMAGE AVAILABLE	 NO IMAGE AVAILABLE	X8	Freight estimate is based on current	Freight estimate is based on current rate, weight, and packaging process. FREIGHT IS SUBJECT TO CHANGE BASED ON ACTUAL SHIP DATE.
 NO IMAGE AVAILABLE	 NO IMAGE AVAILABLE	X9	CUSTOMER UNLOADING MATERIALS	CUSTOMER IS RESPONSIBLE FOR UNLOADING MATERIALS.
 NO IMAGE AVAILABLE	 NO IMAGE AVAILABLE	Z020	2in Z-Channel	2in Z-Channel - 16 Ga. Galvanized w/ G90 Zinc Coating/ Priced per 12ft length / ***Subject to change depending on Engineering Review***
 NO IMAGE AVAILABLE	 NO IMAGE AVAILABLE	Z025	2.5in Z-Channel	2.5in Z-Channel - 16 Ga. Galvanized w/ G90 Zinc Coating/ Priced per 12ft length / ***Subject to change depending on Engineering Review***
 NO IMAGE AVAILABLE		Z0275	2 3/4in Z-Channel	2 3/4in Z-Channel - 16 Ga. Galvanized w/ G90 Zinc Coating/ Priced per 12ft length / ***Subject to change depending on Engineering Review
 NO IMAGE AVAILABLE		Z030	3in Z-Channel	3in Z-Channel - 16 Ga. Galvanized w/ G90 Zinc Coating/ Priced per 12ft length / ***Subject to change depending on Engineering Review***

## 2020 PRODUCT CATALOG

Images		Name	PN #	Description
 NO IMAGE AVAILABLE	 NO IMAGE AVAILABLE	Z040	4in Z-Channel	4in Z-Channel - 16 Ga. Galvanized w/ G90 Zinc Coating/ Priced per 12ft length / ***Subject to change depending on Engineering Review***
 NO IMAGE AVAILABLE		Z045	4.5in Z-Channel	4.5in Z-Channel - 16 Ga. Galvanized w/ G90 Zinc Coating/ Priced per 12ft length / ***Subject to change depending on Engineering Review***
 NO IMAGE AVAILABLE		Z050	5in Z-Channel	5in Z-Channel - 16 Ga. Galvanized w/ G90 Zinc Coating/ Priced per 12ft length / ***Subject to change depending on Engineering Review***
 NO IMAGE AVAILABLE		Z060	6in Z-Channel	6in Z-Channel - 16 Ga. Galvanized w/ G90 Zinc Coating/ Priced per 12ft length / ***Subject to change depending on Engineering Review***
 NO IMAGE AVAILABLE	 NO IMAGE AVAILABLE	Z065	6 1/2in Z-Channel	6 1/2in Z-Channel - 16 Ga. Galvanized w/ G90 Zinc Coating/ Priced per 12ft length / ***Subject to change depending on Engineering Review***